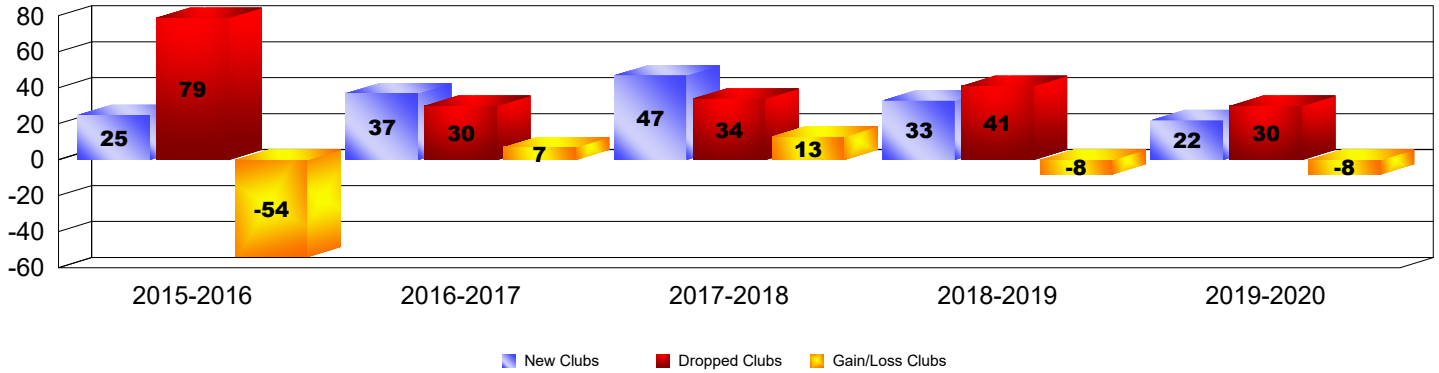


# Multiple District 316

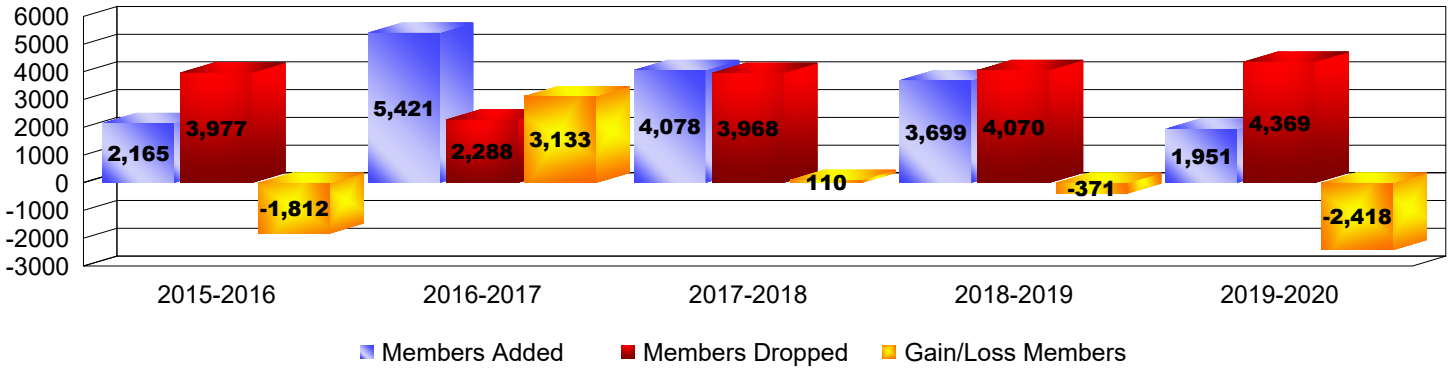
As of June 2020 Cumulative

Year	New Clubs	Dropped Clubs	Gain/ Loss Clubs	New Members	Charter Members	Reinstate Members	Transfer Members	Total Member Added	Total Members Dropped	Gain/ Loss Members
2015-2016	25	79	-54	1,306	653	189	17	2,165	3,977	-1,812
2016-2017	37	30	7	3,989	1,098	173	161	5,421	2,288	3,133
2017-2018	47	34	13	2,696	1,115	241	26	4,078	3,968	110
2018-2019	33	41	-8	1,853	1,253	172	421	3,699	4,070	-371
2019-2020	22	30	-8	1,077	604	168	102	1,951	4,369	-2,418
<b>Average</b>	<b>33</b>	<b>43</b>	<b>-10</b>	<b>2,184</b>	<b>945</b>	<b>189</b>	<b>145</b>	<b>3,463</b>	<b>3,734</b>	<b>-272</b>


## Clubs



## Members



### Membership Composition June 2020 Cumulative



### Gender Comparison June 2020 Cumulative

